




SPIKE BARRIER

RMC-ESB



The placement of Spike Barrier popularly known as Tyre Killers requires careful consideration & Planning and deep understanding of the perceived threats. These are dictated by the location, type of facility secured etc.

Therefore, it is today a common practice for conducting a detailed Risk-Analysis to study the vulnerability & analyse the threat. A threat analysis report is prepared for setting in place a security plan for any building. It is from this- that a decision to deploy a Spike Barrier is taken.


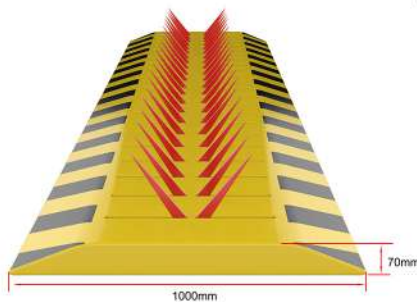
Spike Barriers are designed to protect high-target buildings from concerted vehicular attack. Unlike Road Blockers & Bollards a Spike Barrier should receive utmost attention in its deployment. It is important to not install these spike barriers near areas that have pedestrian movement. Staggered or unpredictable patterns of placement make them more effective.



In today's time and age it is becoming increasingly common to deploy Spike Barriers for facilities and buildings that demand security from the escalated vulnerability that they are exposed to and hence it is not uncommon to find them as part of even a city's security planning document, and are drafted as a compulsory fixture for many Government Buildings, Defense Installations, Data Centers etc.

They are also popular for discouraging wrong side access into or out of a facility. They are deployed as a deterrent in locations where wrong side driving could lead to accidents.

DIMENSIONS





SPIKE BARRIER

RMC-ESB

DESCRIPTION	PARTICULAR
Make	Ravel Movement Control
Model	RMC-ESB
Material of Construction	A3 Steel, Anti-Rust Paint
Type	Surface Mount
Housing Material Thickness	12mm standard
Housing Dimension	Blocking Length* X 520 W X 70 H mm (One way) Blocking Length* X 1000 W X 70 H mm (Two way)
*Blocking Length (in Meters)	2, 2.5, 3, 3.5, 4, 4.5, 5, 5.5, 6
Spike Height	120 mm
Spike Thickness	10 mm
Spike Raising Angle	Max 90 °
Passage	One way / Two way
Control System	Electro Mechanical
Passing Pressure	≤ 80 tons container trucks
Speed	≤ 1-3 Sec (adjustable)
Buffer Time	0.2s - 0.5s
Noise during operation	Less than 60 dB
Power	220V ± 10% , frequency 50 ± 10Hz
Absorbed Current	2 Amps
Power Consumption	180W
Control Solenoid Valve	24V
Lifting Solenoid Valve	24V
Remote Control Distance	Approx. 50-100m
Working Temperature	-35°C~75°C
IP Rating	IP67, Double Sealed
Color of the Product	Red, Blue, Green, Yellow (can be customized)
Weight of the product without packing	6m Length :700 Kg (One way), 1000KG (Two way)